

ORCID Account Management

Integrating and synchronizing ORCID with Web of Science Researcher Profile

Research Support and Scholarly Communication
Run Run Shaw Library

Jul 2023



Run Run Shaw Library

香港城市大學
City University of Hong Kong

Benefits of ORCID Integration Exercise

CityU Scholars exports validated research output records to ORCID

→ ORCID integrates and synchronizes the records with other platforms and systems



CityU Scholars
A Research Hub of Excellence



ORCID
Connecting research and researchers

Validated research output records in CityU Scholars are synchronized into ORCID account

Links scholarly works and profiles across multiple platforms and systems

Author identification systems, such as

Scopus Web of Science™

Google Scholar

Integrating ORCID with Web of Science Researcher Profile

1. Sign in to your [Web of Science](#) account

2. In the middle panel, click *“Go to homepage settings”*

1

Web of Science™

Welcome!

Sign in to continue with Web of Science

Sign in Register

Email address

Password

Forgot Password? Sign in

or sign in using

f G ID in

2

Welcome back, ABC !

Web of Science ResearcherID: AAA-0000-0000

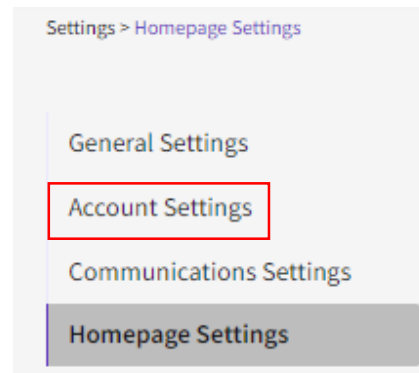
View my researcher profile

Go to homepage settings

Integrating ORCID with Web of Science Researcher Profile (cont.)

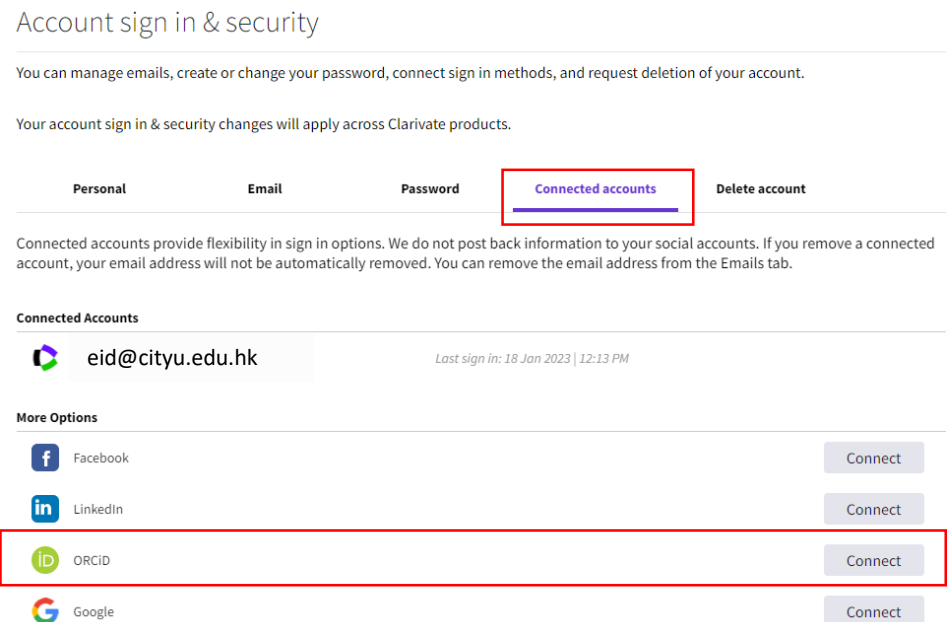
3. On the left-hand sidebar, click “Account Settings”

3



4. Click “Connected accounts”, and then “Connect” next to the ORCID icon

4



Integrating ORCID with Web of Science Researcher Profile (cont.)

5. On the pop-up window, sign in to ORCID with your credentials

6. Click “Authorize access”

7. Once integrated, the ORCID iD will be displayed under “Connected accounts”

7

Account sign in & security

You can manage emails, create or change your password, connect sign in methods, and request deletion of your account.

Your account sign in & security changes will apply across Clarivate products.

The screenshot shows a navigation bar with five tabs: Personal, Email, Password, **Connected accounts** (highlighted with a red box), and Delete account. Below the tabs, a section titled "Connected Accounts" lists two accounts: "eid@cityu.edu.hk" with a last sign-in time of "18 Jan 2023 | 02:54 PM" and "https://orcid.org/0000-0000-0000-0000" (highlighted with a red box) with a "Remove" button next to it.

5

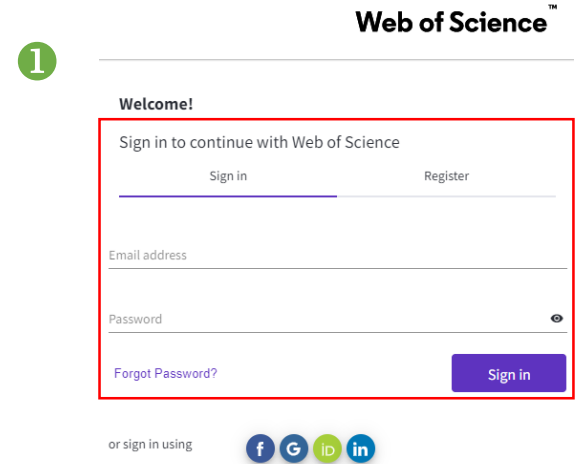
The screenshot shows the ORCID sign-in interface. It has a title "Sign in" and two input fields: "Email or 16-digit ORCID ID" (with the example "example@email.com or 0000-0001-2345-6789") and "Password". A blue "SIGN IN" button is below the fields. Below the button are links for "Forgot your password or ORCID ID?" and "Don't have an ORCID ID yet? Register now". There are three alternative sign-in options: "Access through your institution", "Sign in with Google", and "Sign in with Facebook".

6

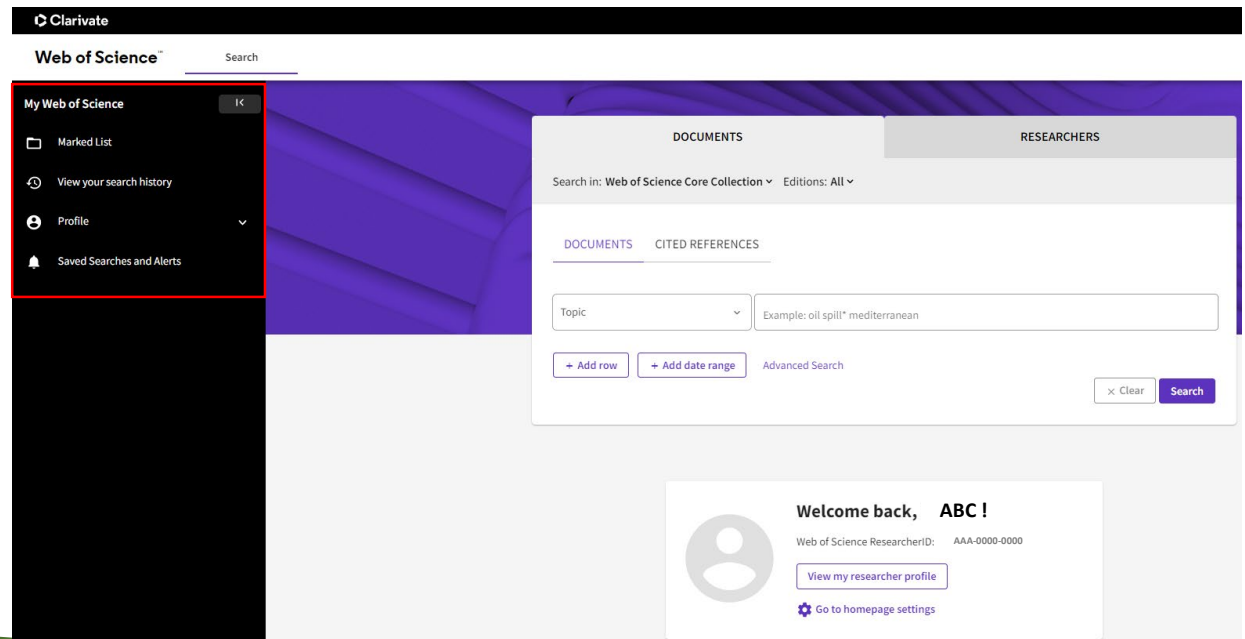
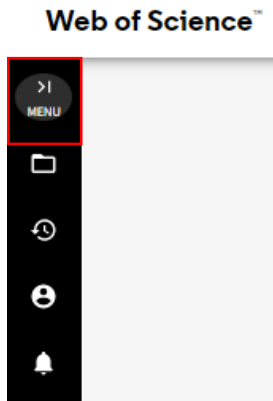
The screenshot shows the ORCID "Authorize access" window. It displays the user's current sign-in as "ABC" with the URL "https://orcid.org/0000-0000-0000-0000" and a "Sign out" link. Below, it states "Clarivate ? has asked for the following access to your ORCID record:" and shows a permission for "Read your information with visibility set to Trusted Organizations" (indicated by an eye icon). A blue "Authorize access" button (highlighted with a red box) and a "Deny access" button are at the bottom. A note at the bottom explains that if authorized, the organization will have access to the user's ORCID record, as outlined in the "ORCID's privacy policy".

Synchronizing ORCID and Web of Science Researcher Profile

1. Sign in to your [Web of Science](#) account
2. Click “>| MENU” to expand the left-hand sidebar to view “My Web of Science” panel



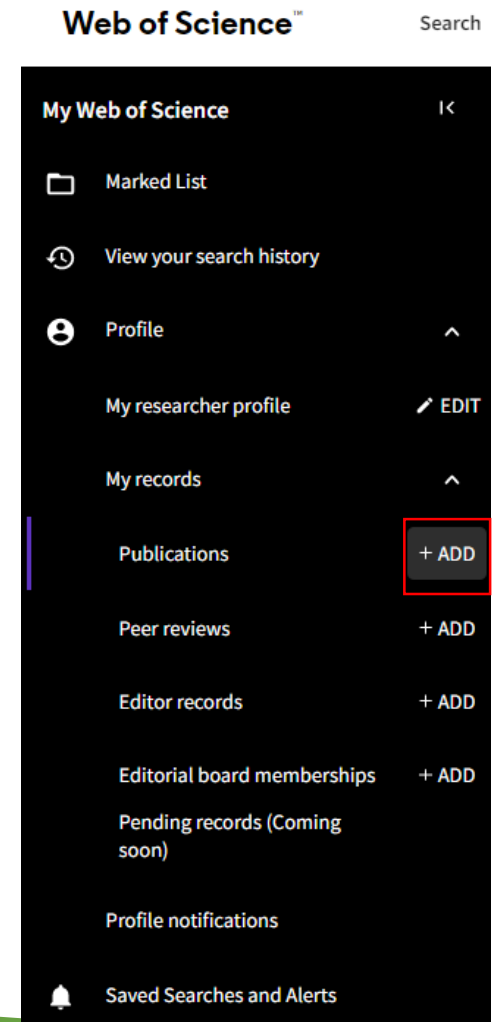
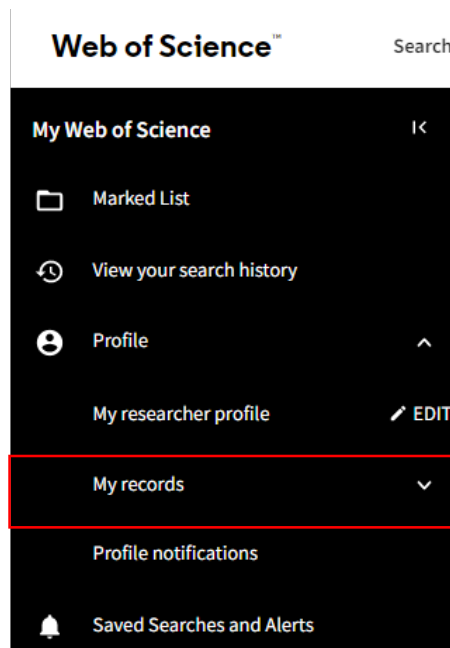
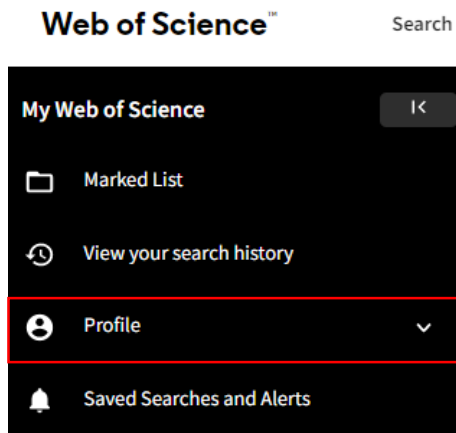
2



Synchronizing ORCID and Web of Science Researcher Profile (cont.)

3. Click “Profile” and then “My records” to expand the record editing page; click “+ ADD” next to “Publications”

3



Synchronizing ORCID and Web of Science Researcher Profile (cont.)

4. Click to expand “Sync with ORCID” tab; click “enabling ORCID import sync in your profile settings”

4

Web of Science™ Search

My Web of Science <

- Marked List
- View your search history
- Profile ^
- My researcher profile EDIT
- My records ^
- Publications + ADD
- Peer reviews + ADD
- Editor records + ADD
- Editorial board memberships + ADD
- Pending records (Coming soon)
- Profile notifications
- Saved Searches and Alerts

Add publications to your profile

Suggested publications

We were unable to find any suggested publications. Adding the email addresses you have published under can help us to improve the results.

[Add email addresses](#)

Add publications by identifier ▾

Add publications by file upload ▾

Sync with ORCID ▾

Sync with ORCID

The ability to perform a one time import of publications from your ORCID record will be coming soon. In the meantime you can import your publications from ORCID by [enabling ORCID import sync in your profile settings](#).


Synchronizing ORCID and Web of Science Researcher Profile (cont.)

5. On the “*Profile Settings*” page, indicate your preference for automatic or manual synchronization between Web of Science Researcher Profile and ORCID; save the changes

5 Profile Settings

Edit Profile Peer Review Preferences **ORCID Syncing**

Linked ORCID account:

 <https://orcid.org/0000-0000-0000-0000>

Automatically sync ORCID and Web of Science
Easily keep both profiles up to date and in sync.

- ON Update ORCID with changes I make in my Web of Science Researcher Profile
- ON Update my Web of Science Researcher Profile with changes I make in ORCID
- ON Update ORCID with my peer reviews

Manually sync ORCID with Web of Science
Click the button for a one time and immediate update of your ORCID profile.

[Export 4 publications to ORCID now](#)

Including 0 which have already been exported and may be updated

Permissions

You have granted Web of Science permission to update your works on ORCID. [Revoke Permission](#)

You have granted Web of Science permission to update your record on ORCID. [Revoke Permission](#)

Cancel [Save](#) [Save & Close](#)

Synchronizing ORCID and Web of Science Researcher Profile (cont.)

About “Automatically sync ORCID and Web of Science”

Profile Settings

Profile Settings

Edit Profile Peer Review Preferences ORCID Syncing

Linked ORCID account:
ID <https://orcid.org/0000-0000-0000-0000>

Automatically sync ORCID and Web of Science
Easily keep both profiles up to date and in sync.

- ON Update ORCID with changes I make in my Web of Science Researcher Profile
- ON Update my Web of Science Researcher Profile with changes I make in ORCID
- ON Update ORCID with my peer reviews

Manually sync ORCID with Web of Science
Click the button for a one time and immediate update of your ORCID profile.

[Export 4 publications to ORCID now](#)

Including 0 which have already been exported and may be updated

Permissions

You have granted Web of Science permission to update your works on ORCID. [Revoke Permission](#)

- Enabling **"Update ORCID with changes I make in my Web of Science Researcher Profile"** means any eligible publications added to your Web of Science Researcher Profile will be automatically added to your ORCID profile. These automatic exports should occur within ten minutes of a publication being added.

*Eligible publications are those which:

- Were not imported from ORCID
- Have either a DOI or a Web of Science accession number (UT)

- Enabling **"Update my Web of Science Researcher Profile with changes I make in ORCID"** means any changes you make to the publication list on your ORCID will be reflected on your Web of Science Researcher Profile.

*An update will be triggered by:

- A new eligible publication being added to ORCID. Eligible publications must be either "journal-article" or "conference-paper" and have a title.
- A previously imported publication being removed from ORCID.
- A previously imported publication having any of the following fields changed on ORCID: Title, DOI, Web of Science accession number (UT), PubMed ID, arXiv ID, Journal name or Date published

If the synchronization is enabled, these updates should be visible on your Web of Science Researcher Profile within ten minutes of that is occurring on your ORCID profile.

- Enabling **"Update ORCID with my peer reviews"** allows you to export all eligible verified reviews from Web of Science Researcher Profile to your ORCID profile. Web of Science Researcher Profile transmits the data securely and makes sure not to compromise reviewer anonymity or infringe on journal policies. These exports occur roughly every two weeks.

*Eligible reviews are those which meet the following criteria:

- Has been verified
- Is pre-publication
- Is associated with a journal which has an ISSN or eISSN
- Is either signed or associated with the journal

On ORCID, every review is associated with a unique resolvable identifier that links back to a record on Web of Science Researcher Profile. ORCID users can read the open reviews.

Feedback & support for ORCID

For more ORCID Account Management quick guides, please visit:

<http://libguides.library.cityu.edu.hk/aim/quickguides>

For answers to FAQ about ORCID, please access the [ORCID Knowledge Base](#)

OR

[Contact ORCID](#) via its Member Support Centre