

ORCID Creation and Integration Exercise (via CityU Scholars)

For research students already have an ORCID iD

Research Support and Scholarly Communication Division
Run Run Shaw Library

May 2019

Reporting your existing ORCID iD via CityU Scholars

1. Login your [CityU Scholars](#) researcher profile with your EID (the ID that you use to login AIMS) and AD/LAN password

2. Click “Edit profile”

3. Click “Create or Connect your ORCID ID”

4. In the pop up window, click “Proceed”

The image illustrates the process of connecting an existing ORCID iD to a CityU Scholars profile. It consists of several overlapping screenshots:

- Main Profile Page:** Shows the profile for "Chris WONG - demo" with an "Edit profile" button highlighted by a red box and a hand cursor. A green circle '3' is next to the profile name.
- Login Pop-up:** A CityU login window with a red box around the "Electronic ID" and "Please use your AD/LAN Password" fields. A green circle '1' is next to the CityU logo.
- Connect with your ORCID iD Dialog:** A dialog box explaining the integration process. A red box highlights the "Proceed" button at the bottom right. A green circle '4' is next to the dialog title.
- Personal Identification Form:** A form for "Chris WONG - demo" with fields for "First name(s)", "Last name*", "Nationality", "Name variant", "Title", "PhD", "ID", and "Scivalid". A red box highlights the "Create or Connect your ORCID ID" button. A green circle '2' is next to the "Edit profile" button in the main profile page.

Arrows indicate the flow from the main profile page to the login pop-up, then to the ORCID iD dialog, and finally to the personal identification form.

Reporting your existing ORCID iD via CityU Scholars

5. Input the Email/ORCID iD and password for your existing ORCID account, click “*Sign into ORCID*”

6. Click “*Authorize*”

7. Click  before closing the window

5



ORCID

Sign into ORCID or Register now

Personal account Institutional account

Sign in with your ORCID account

Email or iD

Email or iD

ORCID password

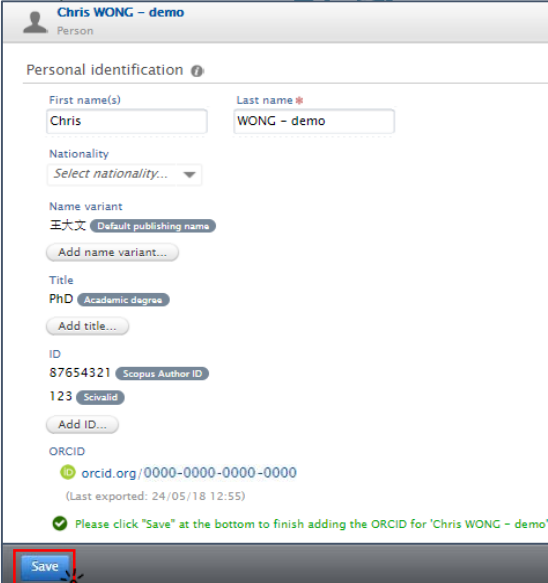
ORCID password

Sign into ORCID

Forgotten your password?

Sign in with a social media account

7



Chris WONG - demo
Person

Personal identification

First name(s)
Chris

Last name *
WONG - demo

Nationality
Select nationality...

Name variant
王大文 (Default publishing name)
Add name variant...

Title
PhD (Academic degree)
Add title...

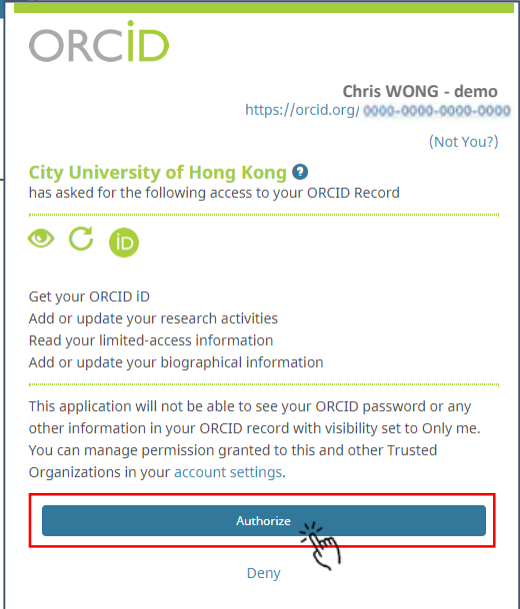
ID
87654321 (Scopus Author ID)
123 (Scivalid)
Add ID...

ORCID
orcid.org/0000-0000-0000-0000
(Last exported: 24/05/18 12:55)

Please click "Save" at the bottom to finish adding the ORCID for 'Chris WONG - demo'

Save

6



ORCID

Chris WONG - demo
https://orcid.org/0000-0000-0000-0000
(Not You?)

City University of Hong Kong
has asked for the following access to your ORCID Record


Get your ORCID iD
Add or update your research activities
Read your limited-access information
Add or update your biographical information

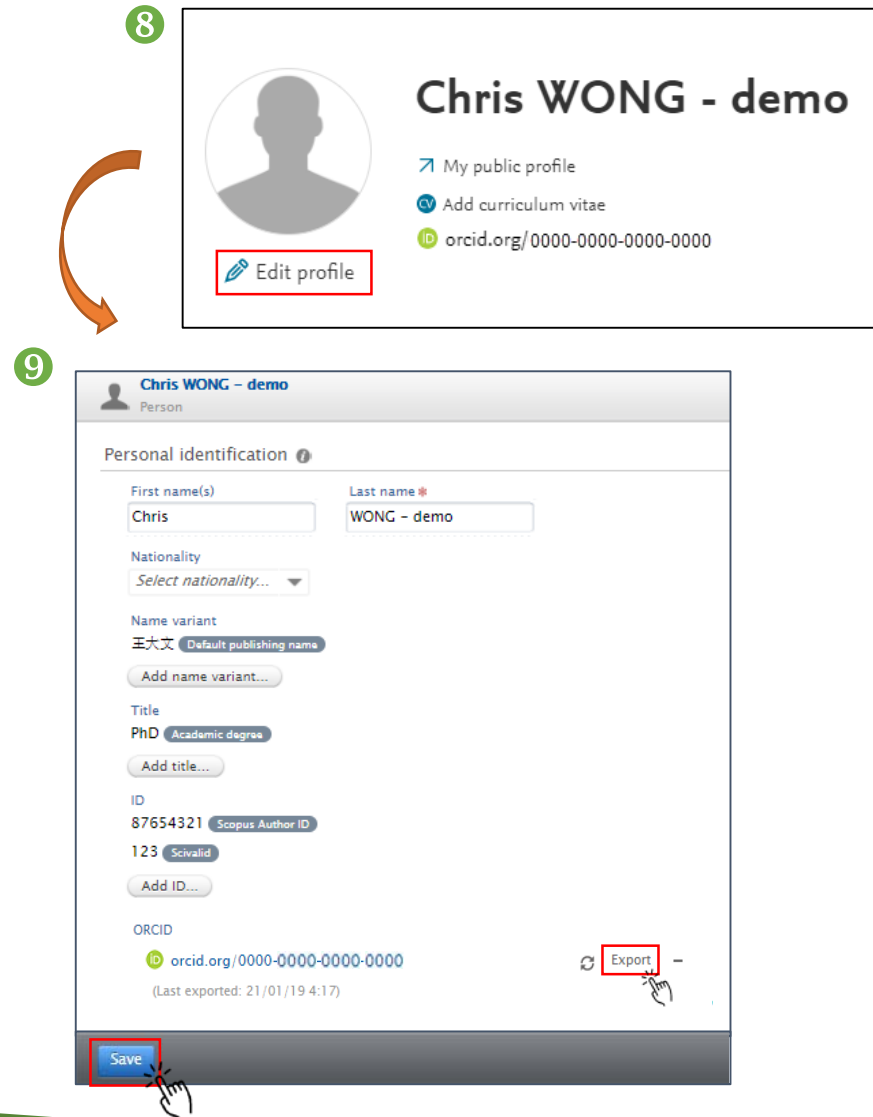
This application will not be able to see your ORCID password or any other information in your ORCID record with visibility set to Only me. You can manage permission granted to this and other Trusted Organizations in your account settings.

Authorize

Deny

Reporting your existing ORCID iD via CityU Scholars

8. Click “Edit profile” to open the pop-up window again
9. Click “Export” under the ORCID section to activate the synchronization of CityU Scholars & ORCID
10. Then click  again before closing the window



The image shows two screenshots of the CityU Scholars interface. The top screenshot, labeled with a circled '8', shows a profile for 'Chris WONG - demo'. It includes a profile picture placeholder, the name 'Chris WONG - demo', a link to 'My public profile', a button to 'Add curriculum vitae', and the ORCID iD 'orcid.org/0000-0000-0000-0000'. A red box highlights the 'Edit profile' button. A curved arrow points from this button to the bottom screenshot. The bottom screenshot, labeled with a circled '9', shows the 'Edit profile' form. It contains fields for 'First name(s)' (Chris), 'Last name*' (WONG - demo), 'Nationality' (Select nationality...), 'Name variant' (王大文, Default publishing name), 'Title', 'PhD' (Academic degree), 'ID' (87654321, Scopus Author ID), and 'ORCID' (orcid.org/0000-0000-0000-0000). A red box highlights the 'Export' button in the ORCID section. Another red box highlights the 'Save' button at the bottom of the form.

CityU Scholars & ORCID Integration Completed

Chris WONG - demo
Person

Personal identification ⓘ

First name(s) Last name*

Nationality

Name variant
王大文 (Default publishing name) Edit -

Title
PhD (Academic degree) Edit -

ID
87654321 (Scopus Author ID) Edit + -
123 (Scivalid) Edit + -

ORCID
 orcid.org/0000-0000-0000-0000 ⓘ -
(Last exported: 24/05/18 12:55)

Please click "Save" at the bottom to finish adding the ORCID for 'Chris WONG - demo'

Pure City University of Hong Kong - CityU Scholars

Student ▾

Chris WONG - demo

[My public profile](#)

[Add curriculum vitae](#)

orcid.org/0000-0000-0000-0000

[Research outputs \(2\)](#) [Datasets \(1\)](#)

33_Other conference paper 44_Performance and participatio... Dataset

The message “Please click ‘Save’ at the bottom to finish adding the ORCID for [Your name]” will appear only once after integration

Your ORCID iD will appear in both the backend and CityU Scholars public portal

Remember to:
Check your ORCID record and CityU Scholars Profile after integration

Changes in CityU Scholars profile after integration

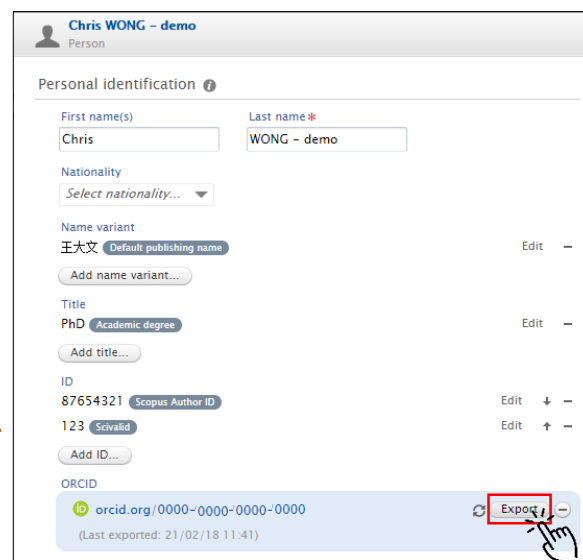
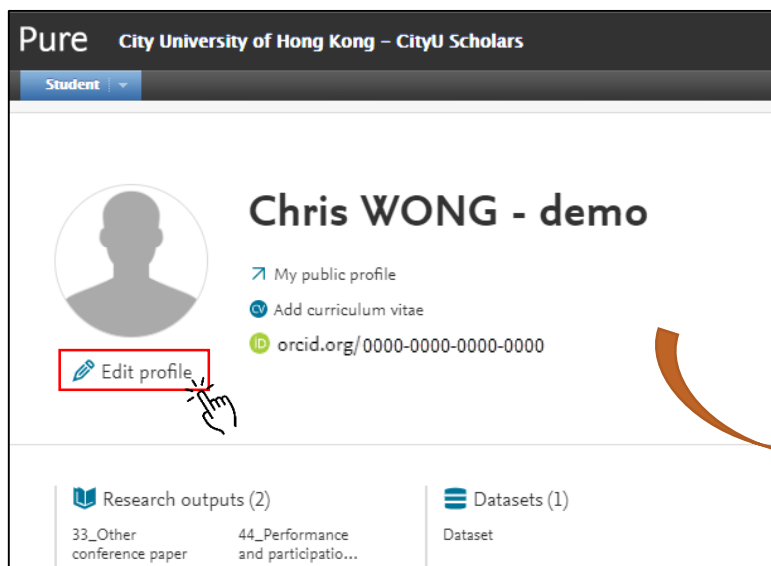
The screenshot shows the CityU Scholars profile page for Chris Wong. The header includes the CityU logo and the text 'CityU Scholars A Research Hub of Excellence'. A navigation bar contains links for Home, Researchers, Research Units, Research Output, Projects, Activities, Prizes / Honours, Student Theses, Datasets, Impact, and Press / Media. The profile section features a placeholder for a profile picture, a 'Download CV' button, and the name 'Chris WONG - demo (王大文)'. Below the name is the title 'Doctor of Philosophy (Student), Run Run Shaw Library'. A 'View graph of relations' button is visible. The 'Other Links' section includes a link to 'Google Scholar'. A contact information box on the right lists the address (LIB-P000), phone number (+852 34420000), and email (chriswong@cityu.edu.hk). The ORCID iD (0000-0000-0000-0000) and Scopus Author ID (87654321) are also displayed, with the ORCID iD highlighted by a red box and an arrow pointing to a callout box.

Your ORCID iD will display in your CityU Scholars Profile right away

What will happen after the integration?

Your validated research output records in CityU Scholars:

- Will be exported to your ORCID account immediately when you have completed your CityU Scholars and ORCID integration and **clicked the “Export” button**
- Will be automatically exported from CityU Scholars to ORCID on a daily basis (you may manually trigger this at any time by clicking “Export”)



NOTE: Records in ORCID cannot be exported into CityU Scholars

Things to check after integration

The screenshot shows a user profile for 'Chris WONG - demo' with ID 19879404. The profile is categorized as a 'Person'. The 'Personal identification' section includes fields for 'First name(s)' (Chris), 'Last name*' (WONG - demo), 'Nationality' (Select nationality...), and 'Name variant' (王大文, Default publishing name). It also lists 'Title' (PhD, Academic degree) and 'ID' (87654321, Scopus Author ID; 123, Scivalid). The 'ORCID' section shows the ID 'orcid.org/0000-0000-0000-0000', which is highlighted with a red box. A callout box with an arrow pointing to this ORCID ID contains the text: '1. Click the ORCID ID to make sure that it links to your ORCID account'. The profile also shows 'Associated user', 'Translation', 'Automated search', 'OVERVIEW' (Relations, Fingerprints, Display), and 'HISTORY AND COMMENTS' (History and comments).

1. Click the ORCID ID to make sure that it links to your ORCID account

Things to check after integration

Search English

ORCID
Connecting Research and Researchers

4,449,512 ORCID iDs and counting. [See more...](#)

Chris WONG - demo

ORCID ID
<https://orcid.org/0000-0000-0000-0000>

Print view

Websites

- [City University of Hong Kong profile page](#)

Other IDs

- Scopus Author ID: 87654321

Education (1) Sort

- City University of Hong Kong: HK, Hong Kong SAR China
Source: City University of Hong Kong

Works (1 of 1) Sort

- Library Management
Library Management
2018 | journal-article
SOURCE-WORK-ID: 2ea440a2-0082-46b4-b9fa-e50732a12919
Source: City University of Hong Kong Preferred source

2. Check that validated records in CityU Scholars (if any) have been imported as indicated by the "Source"

3. Click and check that this link points to your CityU Scholars researcher profile

Please be reminded that you may still need to complete Part 2 of the University's ORCID Creation and Integration Exercise



Integrating ORCID iD with Scopus Author ID

Details:

<http://libguides.library.cityu.edu.hk/aim/exercise-rpg#Part 2>