

Old Meets New: How advanced digital technology can assist in the preservation of world heritage in Japanese temples

- World Heritage Site Ninna-ji Temple's Approach to Managing Cultural Properties -

2014.12.17

Chijo Onishi

Ganjo-ji Temple



真言宗御室派
総本山仁和寺

I. The History of Ninna-ji Temple


– From Establishment to Today –

II. Maintaining the Collection

**– Current Problems and
Innovations –**

III. Utilizing Digital Archives

**– Recording and Preserving for
Posterity –**



I. The History of Ninna-ji Temple – From Establishment to Today –

1. Temple Exterior



Bird's-Eye View



Temple Grounds



I. The History of Ninna-ji Temple - From Establishment to Today -

2. National Treasure Kondo/Important Cultural Property Nio-mon Gate



National Treasure
Kondo

Important Cultural
Property Nio-mon
Gate



I. The History of Ninna-ji Temple - From Establishment to Today -

3. Inside the Palace



Shinden



Cloister



I. The History of Ninna-ji Temple - From Establishment to Today -

4. Important Cultural Property Five-Storied Pagoda & Omuro Cherry Blossoms



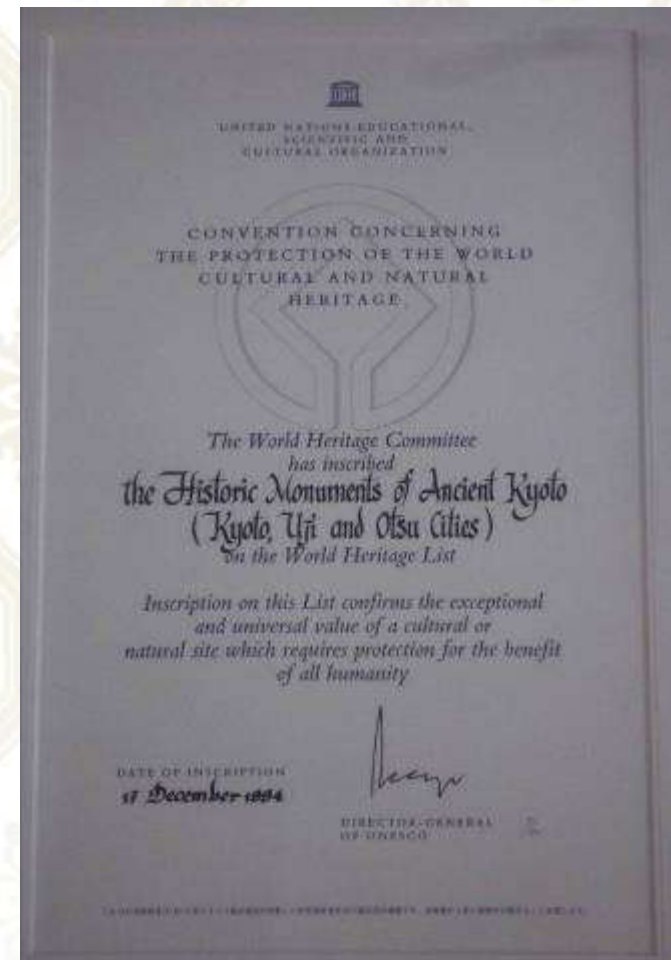
Five-Storied Pagoda and Omuro Cherry Blossoms

Important Cultural Property Five-
Storied Pagoda



I. The History of Ninna-ji Temple - From Establishment to Today -

5. World Heritage Registration



II. Introducing the Collection

Cultural Properties at Ninna-ji Temple:

12 National Treasures, 45 Important Cultural Properties, 1 Registered Cultural Property, Tens of Thousands of Other Items

※ The total number of nationally sanctioned cultural properties in Japan as of September 2011:

1,082 National Treasures, 12,811 Important Cultural Properties, 8,525 Registered Cultural Properties

Main Cultural Properties

1. Buildings (National Treasure Kondo, Important Cultural Property Five-Storied Pagoda, Important Cultural Property Nio-mon Gate, Shinden)
2. Sculptures (National Treasure Amida Triad)
3. Paintings (Important Cultural Property Kenshou Shoji Painting)
4. Writings (National Treasure Sanjujyo Booklet)
5. Handicrafts (National Treasure Karyo-Binga Metallic Lacquer Booklet Box)



II. Introducing the Collection

1. Buildings (National Treasure Kondo)



II. Introducing the Collection

2. Sculpture (National Treasure Amida Nyorai Seated Sculpture),
Painting (Important Cultural Property Kenshou Shoji Painting)

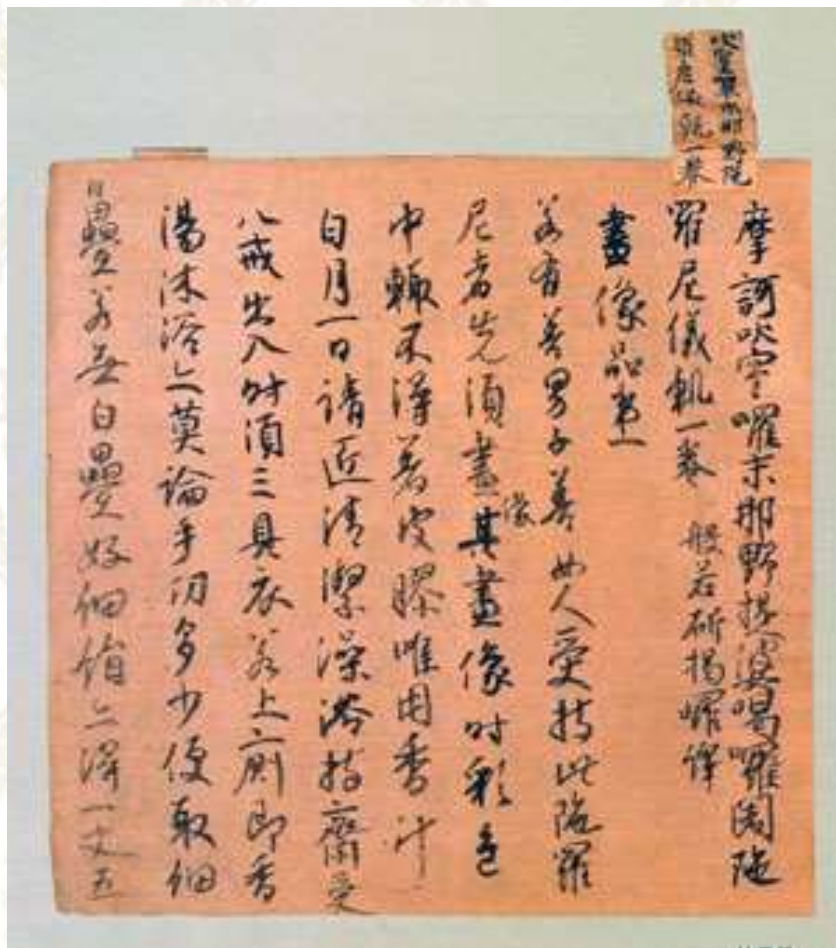


Copyright(C) NINNAJI, All Rights Reserved.



II. Introducing the Collection

3. Writings (National Treasure Sanjujyo Booklet), Handicrafts (National Treasure Karyou-binga Metallic Lacquer Booklet Box)



III. Maintaining the Collection

- Current Problems and Innovations -

1. Storage Room Interior, Storing Ancient Documents
2. Installation of Thermo-Hygrometers, Dehumidifiers, etc.
3. Mold Removal (Alcohol Cleansing), Identifying Insect Damage, Cleaning



III. Maintaining the Collection

- Current Problems and Innovations -

1. Storage Room Interior • Storing Ancient Documents (1/2)



Copyright(C) NINNAJI, All Rights Reserved.




II. Maintaining the Collection -Current Problems and Innovations-

1. Storage Room Interior • Storing Ancient Documents (2/2)



Mold Outbreak




II. Maintaining the Collection

~Current Problems and Innovations~

2. Installation of Thermo-Hygrometers, Dehumidifiers, etc.

Dehumidifier, Thermo-Hygrometer
Adhesive Sheet for Identifying Insect Damage



II. Maintaining the Collection

~ Current Problems and Innovations~



Removing Mold

3. Mold Removal (alcohol cleansing) • Cleaning



II. Maintaining the Collection

~ Current Problems and Innovations ~

3. Mold Removal (alcohol cleansing) • Cleaning

Installing Adhesive Sheets



Cleaning



III. Utilizing Digital Archinves

~ Recording and Preserving for Posterity ~

I . About Digitalization

II . Examples of Digitalization

III . Kyoto University Digital Archives



III. Utilizing Digital Archives

~ Recording and Preserving for Posterity ~

1. Portrait of Emperor Uda • Shiki Mandala



Copyright(C) NINNAJI, All Rights Reserved.



III. Utilizing Digital Archinves

~ Recording and Preserving for Posterity ~

2. Omuro Mandala (Woodblock Print)



Scan of the Print



Mirror Image



World Heritage Ninna-ji Temple Kannonodo Digitalization Project



Ninna-ji Temple Kannondo

The Kannon-do was built as part of the temple reconstruction in the 17th century. The chief image enshrined inside is a Thousand-Armed Kannon



Ninna-ji Temple A Meeting in Kannondo



Ninna-ji Temple Kannondo Digitalization Project



デジタル化作業の様子

High-Definition Analytic Digitalization of Wall Painting

- LED technology has had a revolutionary influence on recording cultural properties



Considering the Practical Applications and Management of Rights to High-Definition Digital Images

Crossing over disciplines, specialists from a variety of fields (Buddhist art historians, cultural property conservation scientists [researchers of condensation/ dryness and the effects of and counter-measures to mold], cultural property restoration specialists, etc.) have had the opportunity to exchange ideas and consider the practical applications of high-definition digital images.



Also, exploratory meetings have been held with experts (attorneys and patent lawyers) regarding managing rights to high-definition digital images, and there are plans to continue these meetings into future.

World Heritage Site Ninna-ji Temple's Approach to Managing Cultural Properties

2012.9.3

Ninna-ji Temple Onishi Chijo



真言宗御室派
総本山仁和寺